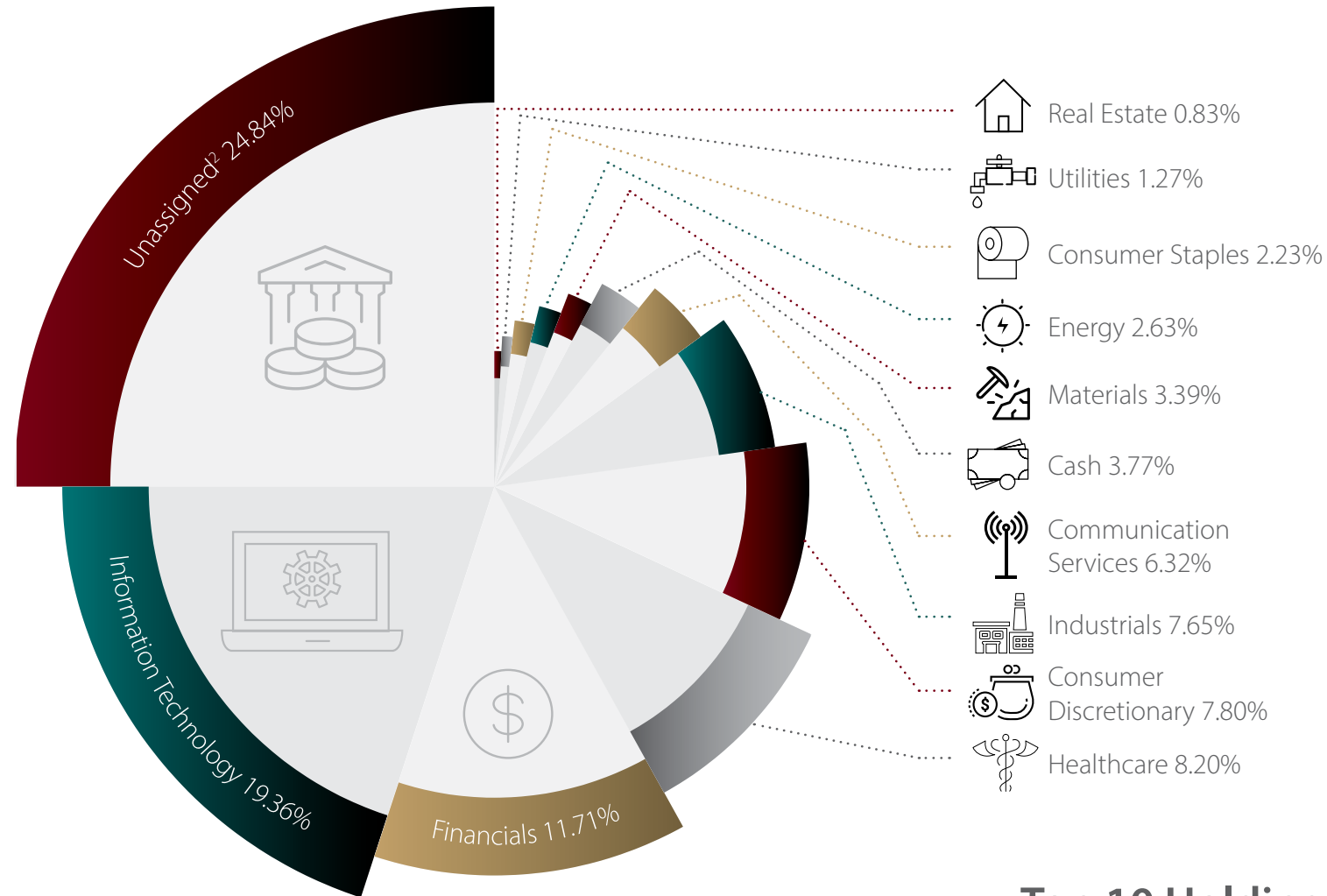


HELIX Series

As of **March 31, 2026**

The HELIX Series is a hybrid solution. The strategy's growth and risk objectives vary depending on the targeted allocation to equities and fixed income investments. Tactical ETF exposure forms the foundation of the HELIX Series, complimented by 8-15 broadly diversified exchange traded funds (ETFs) with target allocations determined by the risk tolerance of the individual investor. This strategy combine strategic asset allocation with tactical risk management to create a holistic client solution within an after-tax account (i.e. Individual, Joint, Trust, etc.).

Equity Sector Weighting¹

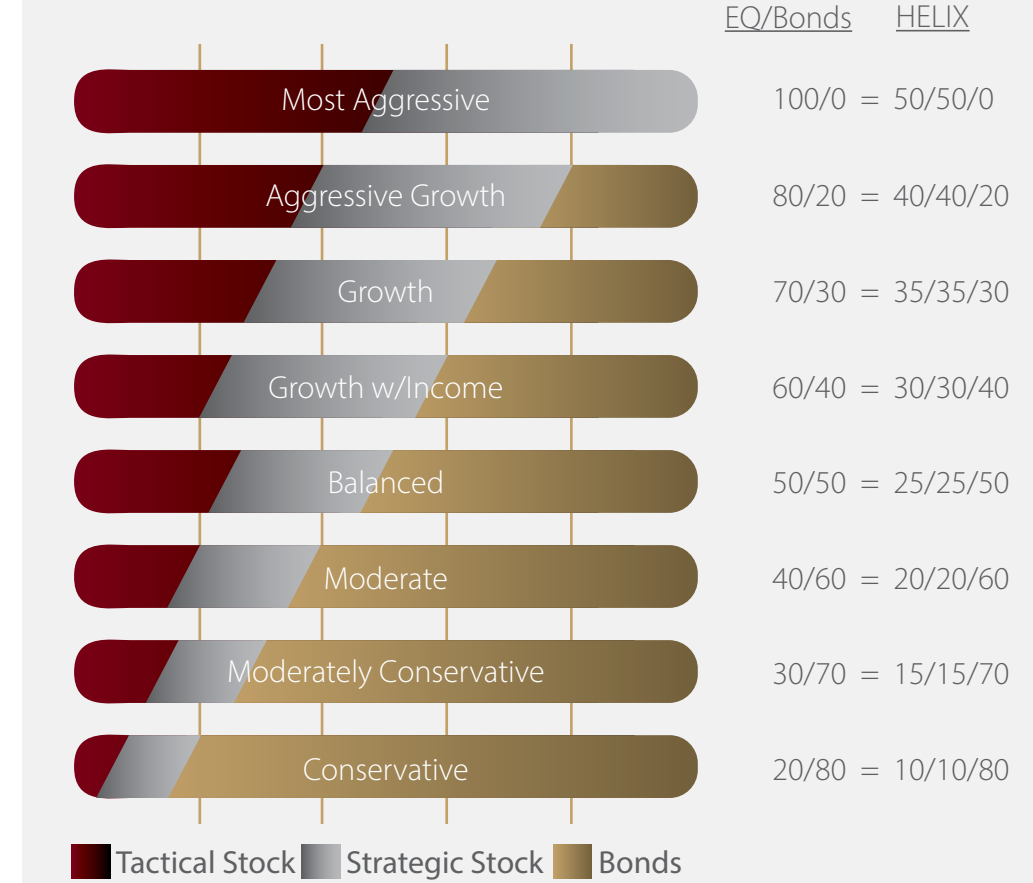


Top 10 Holdings¹

Helix 100 Portfolio Holdings	Ticker	Portfolio Weighting
Main Sector Rotation ETF	SECT	23.96%
iShares Core S&P 500 ETF	IVV	13.43%
Leuthold Core ETF	LCR	12.65%
iShares Core MSCI Emerging Markets ETF	IEMG	10.24%
iShares Core MSCI EAFE ETF	IEFA	9.75%
iShares Core MSCI International Dev	IDEV	9.26%
iShares MSCI ACWI ex US ETF	ACWX	7.20%
iShares S&P 500 Value ETF	IVE	5.11%
Fundstrat Granny Shots US Lrg Cap ETF	GRNY	4.90%
iShares Core S&P Small Cap ETF	IJR	3.50%

- Equity Sector Weightings and Top Stock Holdings are as of this report and are subject to change without notice.
- The sector breakdown classifies the strategy's underlying holdings using the Global Industry Classification Standard (GICS[®]) sector classification data available through FactSet, which is limited to equity securities and may not cover all of the strategy's underlying holdings. Securities without a sector classification fall within the "Unassigned" group, which primarily consists of international and emerging market equities, and securities held within the strategy's actively managed, tactical ETF positions. The strategy's actively managed ETFs may hold positions in equities, fixed income securities, derivatives, alternatives, such as commodities and REITs, and other "Unassigned" securities that are not classified by the data provider.

Allocations



Disclosure Information

In addition to fees paid to Corbett Road, entities advising mutual funds, exchange traded securities, and pooled investment vehicles, will also charge underlying fees and expenses for managing the investment product. The highest additional fee an investor should expect to pay for an investment in Helix would be 37bps (37/100 of 1%). Cost may change overtime due to changes in the fees charged by third party managed ETFs used in this strategy.

Please see important information at the end of this presentation.



CORBETT ROAD
CAPITAL MANAGEMENT

Disclosure Information Continued

General Disclosure

Spire Wealth Management, LLC is a Federally Registered Investment Advisory Firm. Securities offered through an affiliated company, Spire Securities, LLC, a Registered Broker/Dealer and member FINRA/SIPC. Registration with the SEC does not imply their approval or endorsement of any service provided by Corbett Road. This presentation is based on the views of Corbett Road. Other organizations or persons may analyze investments and the approach to investing from a different perspective than that reflected in this presentation. Nothing included herein is intended to infer that the approach to investing discussed in this presentation will assure any particular investment results.

This presentation is not to be considered investment advice and is not to be relied upon as the basis for entering any transaction or advisory relationship or making any investment decision. All investments involve the risk of loss, including the loss of principal. Past performance is not an indicator of future results.

Investors should consider the investment objectives, risks, charges, and expenses of each strategy before making an investment decision. This and other information about the strategies presented, including additional risks, are contained in Corbett Road's Form ADV Part 2 available at <https://adviserinfo.sec.gov/firm/summary/305063>, which you should read carefully before you invest. Additional information pertaining to ETFs used for investment purposes can be found in the prospectus for each ETF.

Gross performance is defined as the performance results of a portfolio before the deduction of all fees and expenses. Net performance is defined as the performance results of a portfolio after the deduction of all fees and expenses that a client or investor has paid or would have paid in connection with the adviser's services to the relevant portfolio, including, if applicable, advisory fees, advisory fees paid to underlying investment vehicles such as MFs and ETFs, and payments by the investment adviser for which the client or investor reimburses the investment adviser. Custodian fees paid to a bank or other third-party organization for safekeeping funds and securities are excluded from the calculation of net performance. Advisory fees charged to Corbett Road clients, are described in Corbett Road's Form ADV Part 2 and Part 3 available at <https://adviserinfo.sec.gov/firm/summary/305063>. Non-fee-paying accounts reflect the deduction of the highest possible fees for each strategy to calculate net performance.

In addition to fees paid to Corbett Road, entities advising mutual funds, exchange traded securities, and pooled investment vehicles, will also charge underlying fees and expenses for managing the investment product.

Investors cannot invest in a market index directly, and the performance of an index does not represent any actual transactions. The performance of an index is not an actual client portfolio which is subject to the deduction of various fees and expenses which would lower returns.

Use of Indicators

Corbett Road's quantitative models utilize a variety of factors to analyze trends in economic conditions and the stock market to determine asset and sector allocations that help us gauge market movements in the short- and intermediate term. There is no guarantee that these models or any of the factors used by these models will result in favorable performance returns. Models used by Corbett Road are reviewed periodically. Inputs, factors, and indicators used in these models are subject to change.

Cash Position

We continue to treat cash as an asset class. As such, unless determined to the contrary by CRCM, all cash positions (money markets, etc.) shall continue to be included as part of assets under management for purposes of calculating our advisory fee. This includes our TX (tactical portfolio strategies) that could experience a substantial shift in cash for short or intermediate time periods. At any specific point in time, depending on perceived or anticipated market conditions and events, we may maintain cash positions for defensive purposes. All portfolios are actively managed and monitored during these high cash allocation periods and may shift back to increased equity and/or fixed income allocations at any time. There is no guarantee that such anticipated market conditions and events will occur. In addition, while assets are maintained in cash, such amounts miss the opportunity for market advances. Depending on current yields, at any point and time, our advisory fee could exceed the interest paid by the client's money market fund.

HELIX Strategy

In addition to fees paid to Corbett Road, entities advising mutual funds, exchange traded securities, and pooled investment vehicles, will also charge underlying fees and expenses for managing the investment product. The highest additional fee an investor should expect to pay would be 37bps (37/100 of 1%). Cost may change overtime due to changes in the fees charged by third party managed ETFs used in this strategy.

Corbett Road Investment Management ("CRIM") is a Subchapter S Corporation. CRIM claims compliance with the Global Investment Performance Standards (GIPS®).

CRIM together with Spire Investment Partners LLC, form Corbett Road Investment Partners, LLC. Corbett Road Investment Partners, LLC is the

entity that owns Corbett Road Capital Management, LLC (CRCM), a registered investment adviser.

Corbett Road Wealth Management, LLC (CRWM) is a dba name for the group of financial advisors who are registered with Spire Wealth Management, LLC, a subsidiary of Spire Investment Partners LLC.

Together, CRCM and CRWM manage a variety of investment strategies that are offered to different groups of clients. CRCM offers investment advisory and sub-advisory services to institutionally oriented accounts, which include accounts with financial advisory firms as well as clients who open an account with \$20 million or more in assets with the Firm, while CRWM offers advisory services to directly to individual High Net Worth and retail investors.

CRIM oversees the accounts of CRWM and CRCM that have signed an investment management agreement.

All information is based on sources deemed reliable, but no warranty or guarantee is made as to its accuracy or completeness. This is not an offer to sell or solicitation to buy any securities nor a recommendation to engage in any transaction or strategy. This represents our opinion as of the date of publication and should not be relied upon as financial advice.


GIPS® is a registered trademark of CFA Institute. CFA Institute does not endorse or promote this organization, nor does it warrant the accuracy or quality of the content contained herein.



CORBETT ROAD
CAPITAL MANAGEMENT

Contact Us

Contact us to discuss how Corbett Road can help you achieve your goals.



7901 Jones Branch Dr, Suite 800
McLean, VA 22102
Local: 703.748.5836

Toll Free: 844.878.4897
info@croadcap.com
www.corbettroadcapital.com